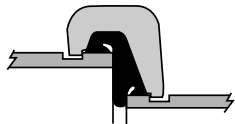
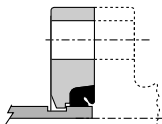


## REDUCING COUPLING



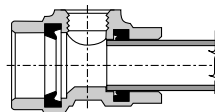
The centering rib allows for pipe positioning and serves to keep the smaller pipe from telescoping during installation. Used only with the Fig. 7010 Reducing Coupling.

## FLANGE



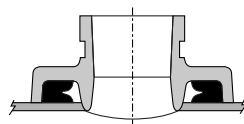
A specially designed gasket for the Fig. 7012, 7013 and 7312 Flange provides for a reliable seal on both the pipe and the mating flange.

## SOCK-IT®



Used in Sock-It fittings only, this pressure energized gasket provides a leak-tight seal on plain end seal pipe. Available in Grade "E" material only.

## CLAMP-T®



These gaskets conform to the curved exterior of the pipe to provide a pressure responsive seal. This unique design is only used with Fig. 7045, 7046 Clamp-T and Fig. 7047, 7048, and 7049 Clamp-T Crosses.

## VACUUM SERVICE

VACUUM SERVICE		
Size	Vacuum Level	Gasket Recommendation
1" - 6"	0" - 29.92" Hg	Standard or Flush Gap
8" - 12"	0" - 15 Hg	Standard or Flush Gap
1½" - 12"	0" - 29.92 Hg	Flush Gap

**LARGER SIZES:** Contact a Gruvlok Representative for more information.